

PAPER-BAG ANGEL

(25-30 MINUTES)

Materials

- ◆ Angel and Wing Patterns
- ◆ paper grocery bags
- ◆ narrow ribbon
- ◆ buttons or sequins
- ◆ silver or gold chenille wire
- ◆ glitter glue
- ◆ pinking shears or decorative edging scissors

Standard Supplies

- ◆ lightweight cardboard
- ◆ colored felt pens
- ◆ pencils
- ◆ glue sticks
- ◆ craft glue
- ◆ scissors
- ◆ ruler
- ◆ paper clips

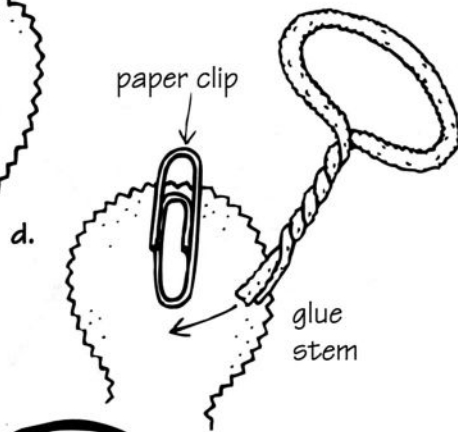
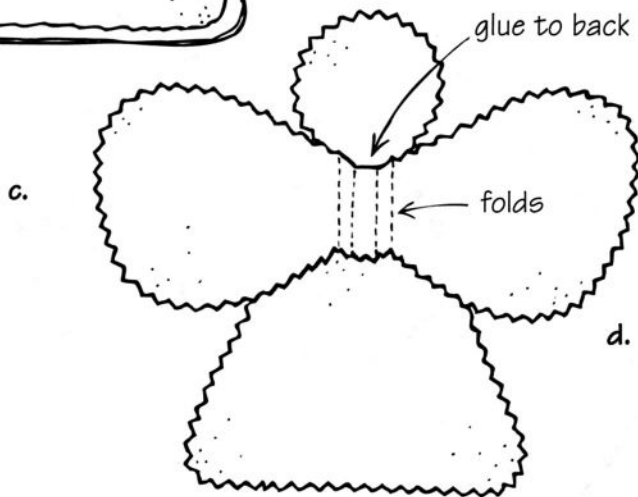
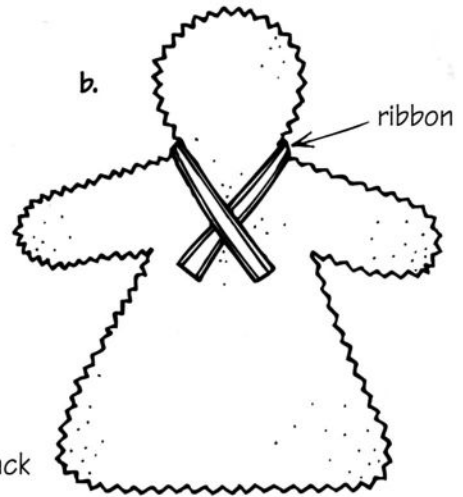
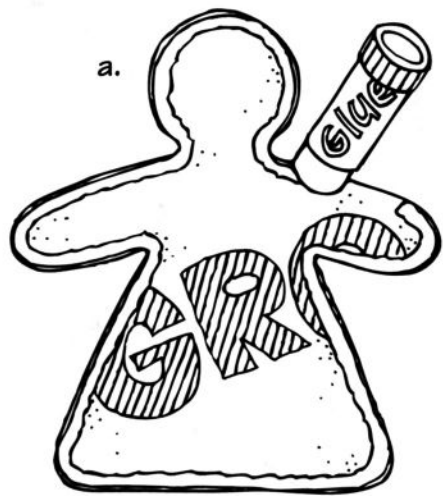
Preparation: Trace Angel and Wing Patterns onto cardboard and cut out several copies of each pattern. Cut paper bags into pieces large enough to fit patterns—three pieces for each child. Cut ribbon into 8-inch (20-cm) and 4-inch (10-cm) lengths—one of each length for each child. Cut chenille wires into 8-inch (20-cm) lengths—one for each child.

Instruct each child in the following procedures:

- ◆ Trace Angel Pattern onto paper bag. Cut out.
- ◆ Use glue stick to apply a line of glue along all edges of angel on printed side of paper (sketch a).
- ◆ Press glued side of angel onto printed side of another piece of paper bag.
- ◆ Use pinking shears or decorative edging scissors to cut along edge of first angel cutout, cutting away excess paper.
- ◆ Trace Wing Pattern onto paper bag.
- ◆ Use pinking shears or decorative edging scissors to cut out wings.
- ◆ Use felt pens to draw facial features and hair on angel.
- ◆ For tie around neck, center 4-inch (10-cm) length of ribbon across back of neck and cross ribbon in front. Glue in place (sketch b).
- ◆ Glue paper clip to back of head.
- ◆ Decorate angel's robe with glitter glue and/or glue on buttons or sequins as desired.

- ◆ Fold wings on lines shown on pattern and glue to back of angel (sketch c). Decorate with glitter glue as desired.
- ◆ To make halo, curve chenille wire into halo shape and twist stem (sketch d). Glue halo to back of head.
- ◆ Thread 8-inch (20-cm) length of ribbon through paper-clip hanger. Tie ends together in knot (sketch e). Trim ends.

Bible Bits: Angels announced the birth of Jesus to shepherds who were watching their sheep. What would you have thought if you had been one of those shepherds? (Children respond.) They must have looked a little afraid, because the first thing an angel said to them was “Do not be afraid. I bring you good news of great joy that will be for all the people.” (Luke 2:10.) Why is it such good news that Jesus came to earth? (Jesus came to tell us about God's love for us. He died and rose again, so we can be with God forever.)



JESUS' BIRTH

ANGEL AND WING
PATTERNS

