

# Greatest Commandment Hearts

## Materials

- Bibles
- parchment paper
- markers
- ingredients for sugar dough (water, sugar, flour)
- red food coloring
- peppermint extract
- various heart-shaped cookie cutters
- scissors
- ribbon
- ruler
- skewers
- oven
- baking sheets
- oven mitt
- cooling rack
- sprinkles, edible glitter, sugar pearls, etc. (*optional*)

## Before Class

For each batch of sugar dough, knead together 1 c. water, 2 c. sugar, and 3 c. flour. Then add red food coloring to make red or pink dough. Add a few drops of peppermint extract to make the dough smell nice. Cut the ribbon into 8" lengths, several for each student.

## Instructions for Kids

- Cover your work area with a piece of parchment paper. Use a marker to write your name on a corner of the paper.
- Pat a lump of dough out to flatten it, about  $\frac{1}{8}$ " thick. Then use cookie cutters to cut heart shapes out of the dough. Prepare two or three hearts. Use a skewer to make a small hole in the top of each heart.
- Place your parchment paper with the dough on it onto a baking sheet. With a teacher's supervision, place the baking sheet in an oven that has been preheated to 300°. Bake the hearts until the dough is hard, but not burned, approximately one hour. Ask a teacher to use an oven mitt to remove the baking sheet from the oven. Set the tray on a cooling rack.


- When the hearts have cooled, string a length of ribbon through the hole in each heart. Tie the ends of the ribbon together to form a loop for hanging.

## Enrichment Idea

Have the kids mix the ingredients and prepare the dough. They can press decorations into the dough before baking the hearts.

## Talk About

When some teachers asked Jesus about the greatest commandment in the law, Jesus' reply included two commandments. Have the students find and read Matthew 22:37–40. In what ways can we show love to God? How can we show love to others? Why do you think Jesus said that "all the Law and the Prophets hang on these two commandments"? Encourage the students to think creatively about ways they can show love to God and others. Point out that if they obey these two commands, they will also be obeying other commands, such as honoring parents or not stealing.



# Rainbow Fun

People who love God obey Him.

## Materials

- Bible with a bookmark at John 14:15
- 6 glasses
- measuring cup
- light corn syrup
- glycerin (found in most pharmacies)
- water
- cooking oil
- rubbing alcohol
- red, yellow, green, and blue food coloring
- 4 spoons

## Introduction

God's instructions help us know the best way to live.  
Watch what happens when I follow these instructions.

## Presentation

Read the directions aloud as you complete each step. Or have an older child read aloud as you work.

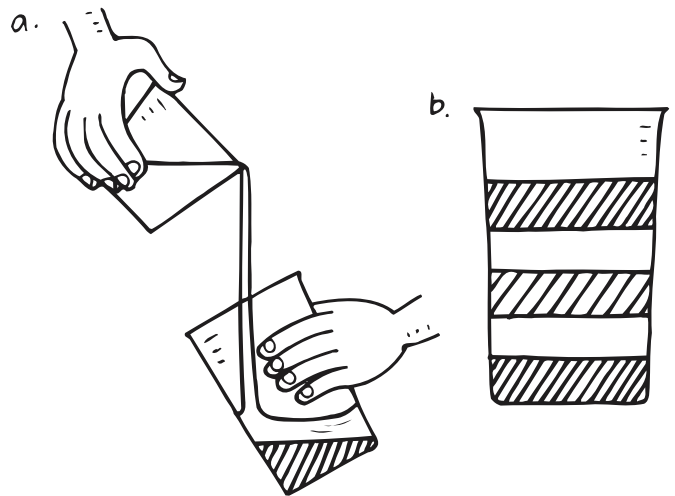
1. Set out the glasses and pour a half cup of each liquid into separate glasses in the following order: light corn syrup, glycerin, water, cooking oil, rubbing alcohol.
2. Using separate spoons, stir several drops of food coloring into the liquids: red into light corn syrup, yellow into glycerin, green into water, none into cooking oil, blue into alcohol.
3. Pour about 1" of each liquid into the remaining glass as follows: (A) pour red into the center of the glass without letting liquid hit the side; (B) tilt the glass and pour yellow into the point where red meets the side of the glass (see sketch a); (C) pour green liquid down the side of the tilted glass; then clear; then blue. Each liquid should float on the top of the previous liquid. Hold the glass upright to see the rainbow (see sketch b).

## Conclusion

Following these directions helped me make a rainbow. Following God's directions or commands is even better! They help us know the best way to live. Read John 14:15 aloud. **Because I love God, I want to obey Him.** Ask God's help in obeying.

**If you love me, keep  
my commands.**

John 14:15



## **Discussion Questions**

- 1. What would have happened if I hadn't followed the directions?**
- 2. Being honest is a direction or command God wants us to obey. What are some of the results of being honest?** (parents and friends trust you and like to be with you, teachers know they can depend on you)
- 3. What are some ways you can show love for God and obey His commands?** (be honest, care about the needs of others)

# On Top of Mount Sinai

**God Gives Ten Rules**

Exodus 19–20, 24, 32

**Tune: “On Top of Old Smokey”**

On top of Mount Sinai,  
God wrote down His law.  
On two big stone tablets,  
He wrote them for all.

Ten rules He had written  
for His people that day.  
Those rules can still help us  
if we just obey.



# God's Top Ten

## God Gives Ten Rules

Exodus 19–20, 24, 32

### Supplies

- “On Top of Mount Sinai” Bible song (p. 39)

### Directions

Teach the children the Bible song “On Top of Mount Sinai.” As you sing the song, hold up one finger each time you see an (x) appear in the song (see below for this indication). Continue until all ten fingers are held up at the end of the song. This is a reminder for children about the Ten Commandments given by God.

### On Top of Mount Sinai

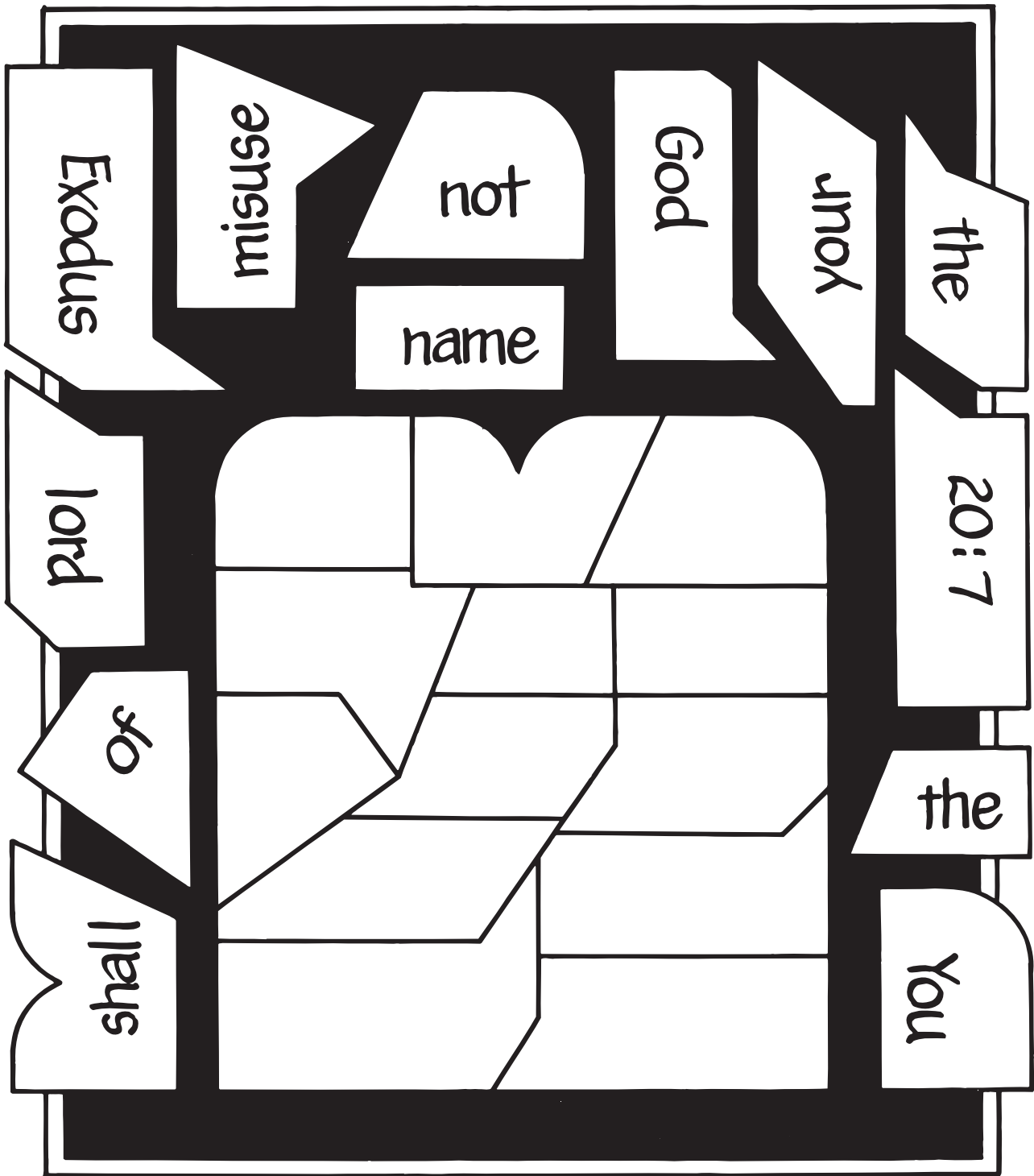
Tune: “On Top of Old Smokey”

On top of Mount Sinai (x),  
God wrote down His law (x).  
On two (x x) big stone tablets,  
He wrote them for all (x).

Ten rules He had written (x)  
for His people that day (x).  
Those rules (x) can still help (x) us  
if we just obey (x).


# Respect

Find a shape on the outside of the puzzle that matches a shape in the tablet. Write the word from the outside shape on the matching shape. Read the rest of Exodus 20:7 to find out more about God's name. Check James 3:2-5, 7-10; and Ephesians 4:29 for more about our words.



# Honesty

Find Exodus 20:16 by going through the maze. Pick up the letters as you go and put them on the lines below. There is only one correct path.




---



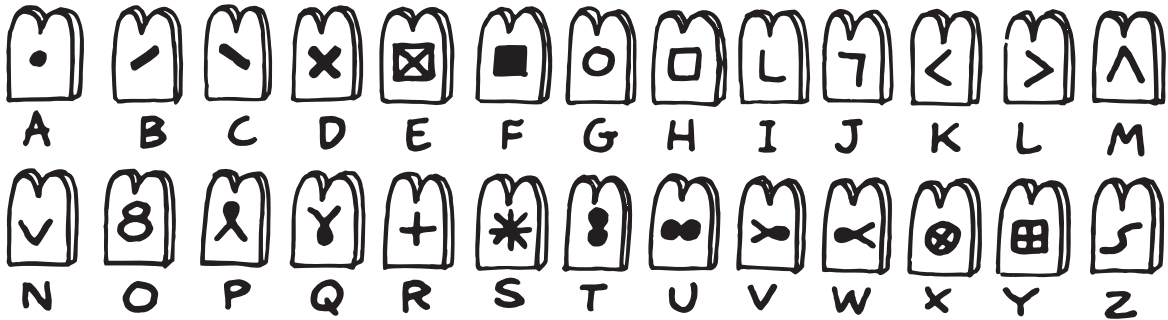
---



---

# The Ten Commandments

Use the code to find the missing word in each of the Ten Commandments. Read about the Commandments in Exodus 20:1–17.



1. You shall have no other before me. \_ \_ \_ \_  
O 8 X \*

2. You shall not make or worship \_ \_ \_ \_  
L X 8 > \*

3. You shall not misuse God's \_ \_ \_ \_  
V . ^ □

4. Remember the \_ \_ \_ \_ \_ \_  
\* . / / . 8 □ day by keeping it holy.

5. \_ \_ \_ \_ \_  
□ 8 v 8 + your father and mother.

6. You shall not \_ \_ \_ \_ \_  
^ ∞ + X □ +

7. You shall not commit \_ \_ \_ \_ \_  
. X ∞ > 8 □ + □

8. You shall not \_ \_ \_ \_ \_  
\* 8 □ . >

9. You shall not give \_ \_ \_ \_ \_  
■ . > \* □ testimony.

10. You shall not \_ \_ \_ \_ \_  
v 8 > □ 8




## Beware of Imitations

Is it possible to have a substitute for God? Color in each box where the answer does not equal 24 to see what God says in Exodus 20:3.

$9 \times 4 =$ T	$14 + 10 =$ Y	$14 + 13 =$ H	$8 \times 3 =$ O	$68 - 30 =$ E	$6 \times 7 =$ E	$28 - 4 =$ U
$35 - 11 =$ S	$18 - 16 =$ O	$19 + 5 =$ H	$48 \div 2 =$ A	$49 - 24 =$ N	$16 + 8 =$ L	$68 - 44 =$ L
$11 + 16 =$ A	$24 \times 1 =$ H	$7 \times 4 =$ U	$4 + 20 =$ A	$55 - 31 =$ V	$81 - 55 =$ N	$14 + 10 =$ E
$3 \times 12 =$ O	$42 - 22 =$ R	$72 \div 3 =$ N	$64 - 20 =$ R	$9 + 17 =$ Y	$9 + 15 =$ O	$8 \times 6 =$ U
$48 - 24 =$ O	$24 \times 1 =$ T	$21 + 5 =$ E	$63 - 39 =$ H	$11 + 13 =$ E	$37 - 8 =$ W	$97 - 73 =$ R
$51 - 27 =$ G	$47 - 24 =$ A	$3 + 21 =$ O	$23 + 14 =$ F	$99 - 75 =$ D	$52 - 27 =$ O	$83 - 59 =$ S
$4 \times 6 =$ B	$12 + 12 =$ E	$17 + 7 =$ F	$9 + 9 =$ A	$36 - 12 =$ O	$2 \times 12 =$ R	$6 + 18 =$ E
$24 \times 0 =$ A	$41 - 28 =$ R	$37 - 13 =$ M	$12 \times 12 =$ H	$84 - 27 =$ A	$2 + 22 =$ E	$20 + 14 =$ N

# Ring the Bells

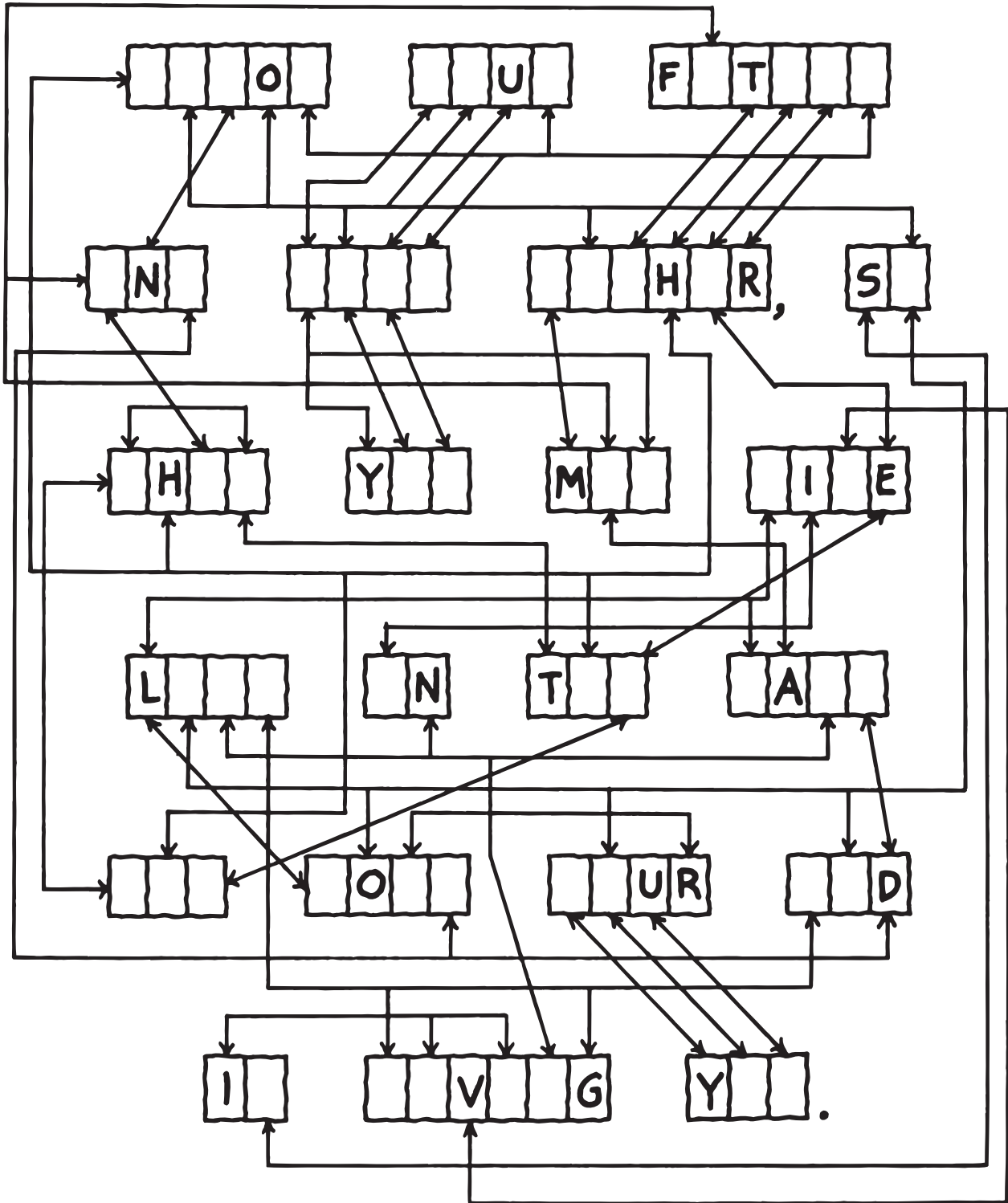
Collect all the letters with the number 1 to spell the first word below. Do the same with numbers 2 through 8. After collecting all the letters in the proper order, you will find a message about a special day. Read Exodus 20:8.



1	1	1	1	1	1	1	1	2	2	2
3	3	3	3	3	3	3	4	4	4	
5	5	6	6	6	6	6	6	6		
7	7	8	8	8	8					

# The Promise

Complete the puzzle below to read the first commandment. Each box connects to a box containing the same letter. Use the letters given to fill in the rest of the boxes. After you finish the puzzle, check your work in Exodus 20:12.



# Leave It Alone

Use the secret code to discover how we should behave toward our neighbors. Find each letter in the message below on the inside circle. Match it with the letter above it on the outside circle. Put those letters on the boxes below. Read Exodus 20:17.



<input type="text"/>	<input type="text"/>	<input type="text"/>	<input type="text"/>	<input type="text"/>	<input type="text"/>	<input type="text"/>	<input type="text"/>	<input type="text"/>	<input type="text"/>	<input type="text"/>	<input type="text"/>	<input type="text"/>	<input type="text"/>	<input type="text"/>	<input type="text"/>	<input type="text"/>	<input type="text"/>	<input type="text"/>							
O	E	K	I	X	Q	B	B							D	E	J	S	E	L	U	J	O	E	K	H
<input type="text"/>	<input type="text"/>	<input type="text"/>	<input type="text"/>	<input type="text"/>	<input type="text"/>	<input type="text"/>	<input type="text"/>	<input type="text"/>	<input type="text"/>	<input type="text"/>	<input type="text"/>	<input type="text"/>	<input type="text"/>	...											
D	U	Y	W	X	R	E	H	I	X	E	K	I	U												
<input type="text"/>	<input type="text"/>	<input type="text"/>	<input type="text"/>	<input type="text"/>	<input type="text"/>	<input type="text"/>	<input type="text"/>	<input type="text"/>	<input type="text"/>	<input type="text"/>	<input type="text"/>	<input type="text"/>	<input type="text"/>	<input type="text"/>	<input type="text"/>	<input type="text"/>	<input type="text"/>	<input type="text"/>	<input type="text"/>						
O	E	K	I	X	Q	B	B	D	E	J	S	E	L	U	J										
<input type="text"/>	<input type="text"/>	<input type="text"/>	<input type="text"/>	<input type="text"/>	<input type="text"/>	<input type="text"/>	<input type="text"/>	<input type="text"/>	<input type="text"/>	<input type="text"/>	<input type="text"/>	<input type="text"/>	<input type="text"/>	<input type="text"/>	<input type="text"/>	<input type="text"/>	<input type="text"/>								
Q	D	O	J	X	Y	D	W	J	X	Q	J	R	U	B	E	D	W	I	J	E					
<input type="text"/>	<input type="text"/>	<input type="text"/>	<input type="text"/>	<input type="text"/>	<input type="text"/>	<input type="text"/>	<input type="text"/>	<input type="text"/>	<input type="text"/>	<input type="text"/>	<input type="text"/>	<input type="text"/>	<input type="text"/>	<input type="text"/>	<input type="text"/>	<input type="text"/>	<input type="text"/>	<input type="text"/>							
O	E	K	H	D	U	Y	W	X	R	E	H														