

Using Your *Pre-K & K Make-n-Share*

Pre-K & K Make-n-Share contains a project for each lesson, plus one extra activity. Also included are two pages of peel-and-press stickers and two WATERPAINT™ activities.

Suggestions are included in your *Pre-K & K Teacher* for using each craft activity. Each activity is designed so that the child has something to hold and manipulate while sharing a truth learned in the day's Bible lesson.

Preparing the projects

- ♥ Separate the craft pages by tearing them apart along the perforation. For young pre-K & K children, you may need to precut some activities. Leave basic cutting for children to do to encourage the development of scissor skills.
- ♥ Cut off the portion of the sticker pages needed for each lesson.
- ♥ Make a sample of each craft.
- ♥ Store the sample and materials for each lesson in a labeled envelope or file folder so that nothing is lost.

Remember to enlist volunteers to help with this preparation.

Gathering supplies

In planning ahead for the quarter, you will need to gather both general supplies and some specific supplies needed for completing the projects.

General supplies

- ♥ crayons
- ♥ washable markers
- ♥ blunt-tip scissors
- ♥ tape
- ♥ glue sticks
- ♥ hole punch
- ♥ stapler and staples
- ♥ paintbrushes and small cups for water
- ♥ resealable plastic bags

Extra supplies this quarter

You will need for each child:


- ♥ Lesson 2—yellow paper
- ♥ Lesson 6—3 paper fasteners
- ♥ Lesson 8—24" piece of yarn
- ♥ Lesson 11—12" piece of yarn
- ♥ Lesson 12—1 paper fastener
- ♥ Lesson 13—treat item
- ♥ Scout Picture Reminder—12" piece of yarn, card stock

Display your sample craft, provide supplies, and let the children enjoy fun, involved Bible learning!





Do Right Tic-Tac-Toe

Lesson 7



Instructions

1. Cut out the gameboard. Color the pictures.
2. Put a sad  sticker on each picture where a child is doing something that does not please God.
3. Put a happy  sticker on pictures that show children who are pleasing God.
4. Tell someone what you will do to please God.

**What can you do
to please God?**

Name _____