

Heart Tugs


Shaping Hearts with God's Word



A Preschool and Pre-K & K Family Resource

Issue 10

Jesus and the Children



A Read-to-Me Bible Story

from Mark 10:13-16

Jesus is the Son of God. One day some parents brought their little children to Jesus. Some of Jesus' followers thought Jesus was too busy to spend time with children. They told the parents to quit bothering Jesus.

But Jesus said, "Let the little children come to me. Don't stop them."

Then Jesus took the children in His big, loving arms. Jesus put His hands on them. He blessed the children and said God would care for them.

Jesus showed His love to the children. Jesus loves all children.

Who did the parents bring to see Jesus?

What did Jesus do?





Rhyming Partners

by Mary Tucker

I'll be kind

(Pat each other on the back.)

and helpful too,

(Clap each other's hands.)

share my toys,

(Pretend to give something to each other.)

and pray for you.

(Fold hands and bow heads.)

I will love you like Jesus loves me!


(Put arms around each other's shoulders.)



Do this rhyme with a friend or family member.

Find the biggest heart. Color it red.


Color the other hearts any color you want.



Count the hearts. _____

Name four things you can do to show love to others.

Opposites



Draw a mouth to show how the children felt when they were told, **"GO AWAY."**



Draw a mouth to show how the children felt when Jesus said, **"COME."**

Color the pictures.



Giveaway Snack

You will need

mixing bowl
wooden spoon
candy-coated chocolate pieces
raisins
mini pretzels
resealable sandwich bag

crayons or washable markers
paper
tape



What to do

1. Mix together equal amounts of the chocolate pieces, raisins, and pretzels. Fill a sandwich bag with the treat and seal the bag.
2. Make a gift tag. Tape the tag to the snack bag.

Have fun delivering your giveaway snack to another child.

Family Talk

Jesus knew that the pure and joyful spirit of a child was not to be

ignored. Children remind us of the simple, yet important, things of life. Watch your children and see what lessons you can learn.

Are your children spontaneous? Be spontaneous with them! Have a little fun.

Do they talk about what is happening now? Focus on the here and now, rather than the past or future.

Enjoy moments of laughter with your children. Together you will see God in the small things of life and take joy in them.

Bible Memory FUN

1 John 4:7

Find this verse in a family Bible. Make hearts out of modeling dough. With every heart that is made, recite the Bible verse.

This week help your child remember:

Jesus loves children.



Family Fun...

Jesus Loves You and Me. Sit together with your family. Take turns telling each person in your family strengths about each other that you are thankful for. Then discuss how God has uniquely made each person. Brainstorm ways you can show others Jesus' love by your actions. Pray together and thank God for loving everyone in the family. Sing "Jesus Loves Me."

Daily Talks with God

Use these thoughts at mealtimes, bedtimes, or other times when you pray with your child this week.

Thank You, God, for loving me.

God, help me tell (*friend's name*) that Jesus loves her.

Thank You, Jesus, for showing us how to love.

Articles by
Wendy Wagoner

